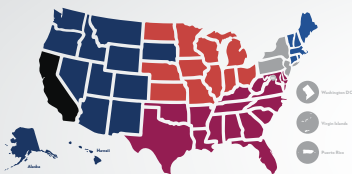


NC SARA DATA REPORT

Fall 2020 Exclusively Distance Education Enrollment Report & 2020 Out-of-State Learning Placements

NC-SARA's 6th annual data report and dataset shed light on the ways higher education continues to evolve and change in the wake of the COVID-19 pandemic, resulting in more students enrolling in distance education courses during the Fall 2020. NC-SARA distance education enrollment reporting includes only students enrolled exclusively in distance education courses.

FAST FACTS: ABOUT THE NC-SARA DATA REPORT



49 states, the District of Columbia, Puerto Rico, and the U.S. Virgin Islands are members of SARA

2,201

Data was collected from 2,201 SARA-participating institutions, a 5.4% increase over 2019



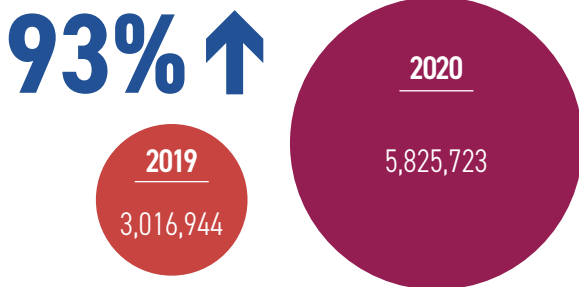
Enrollment data is from Fall 2020, and reflects students who were enrolled exclusively in distance education courses

261,275

The number of out-of-state learning placements (OOSLP) for calendar year 2020 was 261,275, a decrease of 3.9% from 271,784 reported in 2019

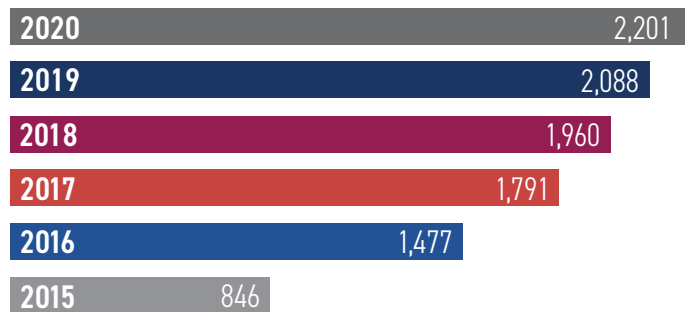
EXCLUSIVELY DISTANCE EDUCATION ENROLLMENT NEARLY DOUBLES

93% increase in distance education enrollments at SARA-participating institutions between Fall 2019 and Fall 2020.



GROWING NUMBER OF SARA-PARTICIPATING INSTITUTIONS REPORT ENROLLMENT DATA

The number of institutions participating in SARA has continued to increase, with 113 more institutions reporting in 2020 than in 2019.



MOST STUDENTS ENROLLED EXCLUSIVELY IN DISTANCE EDUCATION IN THEIR OWN STATE

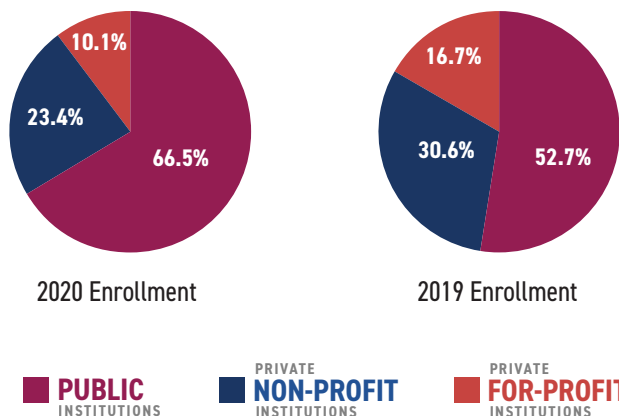
67.6%

Most students (3,937,656) enrolled exclusively in distance education courses attended institutions in their own state – more than double the number of in-state enrollments in 2019 (1,621,188).

32.4%

Almost a third (1,888,067) of students enrolled exclusively in distance education courses attended institutions out-of-state in Fall 2020 up from 1,395,756 in Fall 2019.

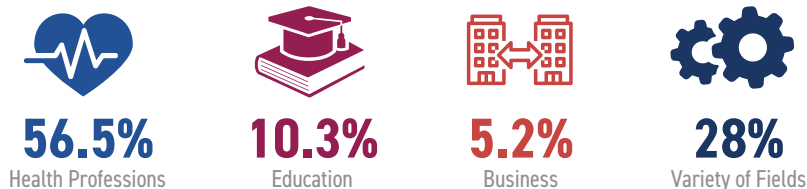
PUBLIC INSTITUTIONS CONTINUE TO COMPRISE MAJORITY OF EXCLUSIVELY DISTANCE EDUCATION ENROLLMENTS



ENROLLMENT	2020	2019	YEAR OVER YEAR INCREASE
PUBLIC	3,873,286	1,589,719	144%
TRIBAL	1,034	499	107%
PRIVATE NON-PROFIT	1,362,700	924,463	47%
PRIVATE FOR-PROFIT	588,703	502,263	17%

HEALTHCARE PROGRAMS REMAIN MOST PREVALENT OOSLP

The largest out-of-state learning placements (OOSLP) were in **healthcare-related programs (56.5%)**, followed by **education (10.3%)** and **business (5.2%)**. The remaining **28%** of OOSLPs were in a variety of fields, such as engineering and social sciences.



SARA Institutions' Perspectives on the Pandemic

NC-SARA issued a voluntary survey in 2021 to gather additional insights into how the distance education offerings at SARA-participating institutions may have evolved or changed as a result of the pandemic. The survey was delivered to all 2,201 SARA-participating institutions and had a response rate of 32%.

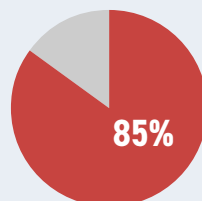


SOME STUDENTS ABLE TO PARTICIPATE IN VIRTUAL LEARNING PLACEMENTS

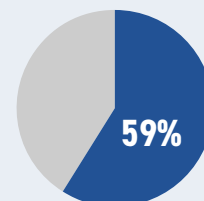
53%

53% of survey respondents from SARA-participating institutions reported students were able to participate in virtual learning placements (e.g., internships, experiential learning programs, clinical placements) in 2020.

INSTITUTIONS REPORT DISTANCE EDUCATION LIKELY TO CONTINUE POST-PANDEMIC



Moved courses to emergency remote learning in Fall 2020 because of the pandemic



Plan to continue some or all of their emergency remote learning offerings via distance education after the pandemic

Only 15% Stayed In-Person



Just 15% of respondents did not move any classes online, the majority of which were small private non-profit institutions or whose offerings were already all online.

Interested in diving deeper into the data? Check out our interactive dashboards at www.nc-sara.org/data-dashboards.