

# By the Numbers

SARA Data on Participating Institutions and Data Related to NC-SARA Operations  
January 1, 2025 – December 31, 2025

The purpose of this *By the Numbers* report is to share with the board a set of metrics that NC-SARA tracks on a regular basis. It provides a snapshot of SARA-related activities for the previous year.

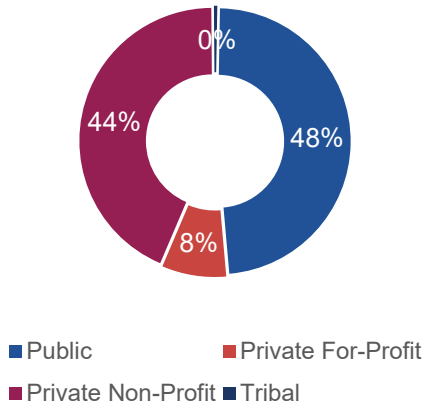
## SARA Participating Institutions

As of December 31, 2025, 2,442 institutions participate in SARA. Of these, 27, or 1%, are currently on Provisional status.

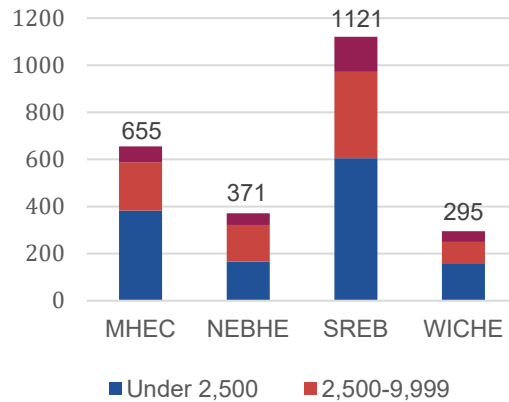
- Of the 3,107 Title IV eligible, postsecondary degree-granting institutions in SARA member states that offer distance education courses, 2,282, or 73%, current participate.
- Of the 2,442 SARA participating institutions, public two-year institutions represent nearly  $\frac{1}{4}$  (573 institutions).
- The largest number of SARA participating institutions are public (48%). SREB has the most states and institutions, though institutions in the WICHE region serve the largest number of out-of-state students from SARA member states via exclusively distance education enrollment.

Regional Compact	States	Institutions	Total Exclusively Distance Education Enrollment	Out-of-State SARA Exclusively Distance Education Enrollment
MHEC	11	655	832,610	281,846
NEBHE	8	371	535,757	250,924
SREB	20	1121	2,011,717	508,714
WICHE	13	295	1,062,162	620,205
Total	52	2442	4,442,246	1,661,689

SARA Participating Institutions by Sector

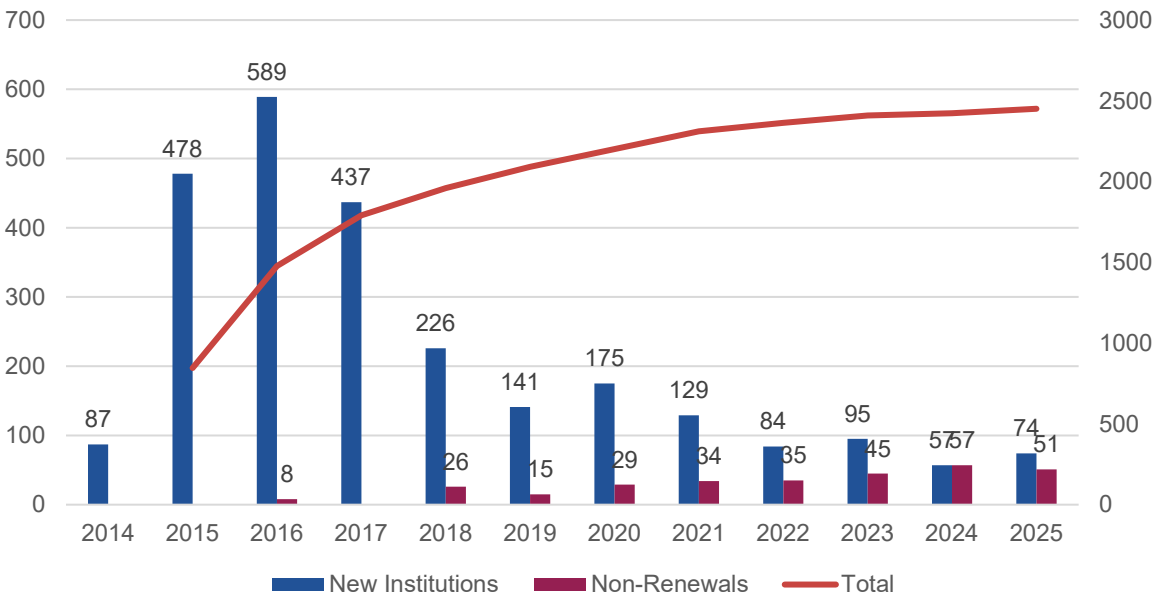


SARA Participating Institutions by Regional Compact and Size



In 2025, 74 new or returning institutions became SARA participants. There were 51 non-renewing institutions in 2025; 19 of those were due to a Federal Financial Responsibility Composite Score below 1.0. Other reasons for non-renewal include no longer requiring or needing SARA participation and institution closures or mergers.

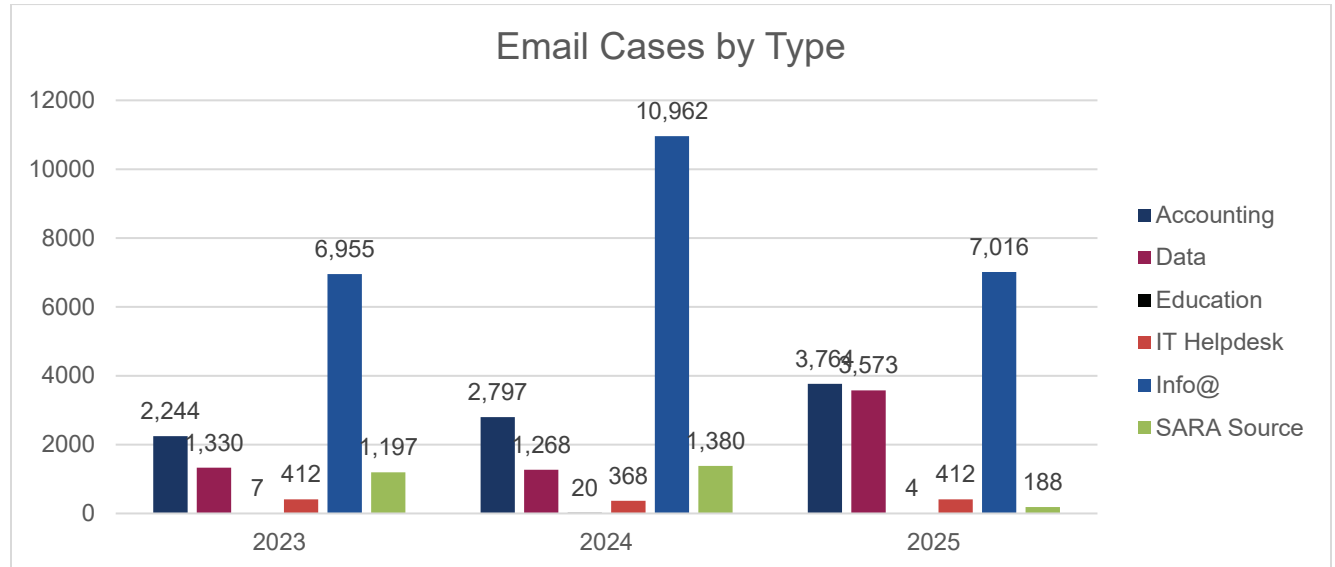
SARA Participating Institutions



## NC-SARA Operational Metrics

### Service Tickets

In 2025, NC-SARA staff responded to 14,957 tickets through our various support email accounts. This is down from 16,795 tickets in 2024, and an 11% decrease. The greatest number were received at [info@nc-sara.org](mailto:info@nc-sara.org) (47%).



### Website Analytics

There was a slight increase in the number of individual hits to the NC-SARA website in 2025.

	2023	2024	2025
Overall	137,386	309,138	311,323*
State Authorization Guide	15,231	29,232	16,274*
Professional Licensure Directory	12,083	28,643	20,066*
SARA Policy Modification Process	2,054	6,294	4,497*
Negotiated Rulemaking Call to Action	5,753	18,062	2,433*
SARA Learning Station	4,356	12,234	9,942*
Dashboards:			
Data Dashboards	8,063	19,110	8,961
SARA Source	5,228	2,693	3,653
Complaints Dashboard (Added 11/08/23)	2,259	2,728	1,804
Non-Renewal Dashboard (Added 7/1/24)		770	2,570
Provisional Status Dashboard (Added 7/1/25)			860
Contact List Subscribers	7,614	7,858	9,569

\*These counts only reflect March – December 2026 due to a change in our website host.

## 2025 SARA Community Engagement & Educational Programming Metrics

### SPE Activities & Resources

- The SPE Annual Conference on September 9-11, 2025 was attended by 89 individuals outside of NC-SARA staff. 91% of attendees who participated in the conference evaluation rated it “Excellent” or “Very Good.”
- State SARA meetings (attended and presented): 17, representing nearly 950 institutions, or 40% of all participants
- SARA Course Completions
  - An Overview of Essential Duties of SPE Staff Related to SARA: 3
  - Managing Initial and Renewal Institution Applications and Renewals: 3
- SPE Onboarding:
  - 12 individuals participated in an onboarding call with NC-SARA and Regional Compact Staff.

### Institutional Activities & Resources

- SARA Course Completions
  - SARA 101: An Overview of State Authorization Reciprocity Agreements: 35
  - Foundations of NC-SARA Annual Data Reporting: 24
  - Preparing For and Maintaining SARA Participation: 23

### SARA Advisory Committees and Working Groups

- SPE Advisory Committee meetings: 6
- SARA Portal Advisory Group meetings: 6
- Data Advisory Committee meetings: 3
- Institution Advisory Committee meetings: 4
- SARA Complaints Working Group meetings: 5

### Other Engagement, Education, & Support Activities

- Other Webinars: 6, related to Data Reporting, Department of Education Regulations, Federal Financial Responsibility Composite Scores, and Professional Licensure.
- NC-SARA staff attended Regional Steering Committee Meetings: 5
- SARA Policy Modification Process - 2025
  - 227 individuals registered for the SARA Policy Public Forum
  - 32 proposals were submitted to the SARA Policy Modification Process
    - 10 proposals from the regional compacts - through their Regional Steering Committees (RSCs)
    - 9 proposals from The Century Foundation
    - 5 proposals from Interregional Working Groups
    - 4 proposals from WCET/SAN
    - 2 proposals from SARA-participating institutions
    - 1 proposal from NC-SARA staff.
    - 1 proposal from State Portal Entity (SPE) staff
  - The breakdown of the content (or general topic) of the proposals that were submitted was as follows:
    - Provisional Status (8)
    - State Membership & Responsibility (6)
    - Financial Responsibility (4)
    - Policy Modification Process (4)
    - Institutional Participation (2)

- Complaints (2)
- Administrative (1)
- Disclosure Requirements (1)
- Other (4)
- SARA community stakeholders provided 99 public comments with the following breakdown: college and university staff (53); postsecondary education organizations (32); states representatives (14).
- Regional Steering Committees considered 30 proposals; 9 were approved by all 4 and the Board.